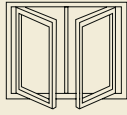


**HARVEY**  
BUILDING PRODUCTS

# Accessory Windows






## Casement

Things couldn't be easier with our beautiful and functional vinyl casement windows. There's no need to stretch to reach a top lock because the window unlocks with one easy-to-reach latch. Available in single or multi-unit combinations, our casement windows offer smooth operation and maximum ventilation. Add a breath of fresh air to any room in your house with a Harvey vinyl casement window.



- ENERGY STAR® qualified with optional Low-E glazing (add Argon gas for added energy efficiency)
- Single latch, multi-point locking system on casement secures window in multiple locations
- Window opens to a 90° angle for easy cleaning from the inside
- Optional simulated double hung meeting rail



## Rolling


Our rolling windows are easy to operate and an ideal choice for porches, family rooms, additions, multi-unit apartments buildings, condominiums and more. They operate with fingertip ease on a set of brass rollers. A half screen is included and a full screen is optional.



- ENERGY STAR qualified with optional Low-E/Argon glazing
- Vinyl head expander
- Aluminum sill angle
- Double locks on windows with opening height of 36-3/8" or greater



A series of rolling windows and designer shapes



## Picture



Take in the great outdoors with our picture window. Use by itself or combine with casement and/or double hung windows for more sweeping views and greater air circulation.

- ENERGY STAR qualified with optional Low-E glazing (add Argon gas for added energy efficiency)
- Vinyl head expander
- Aluminum sill angle
- Full 3-1/4" frame



## Designer Shapes




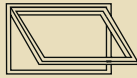
Thanks to our special vinyl forming process, you can add variety and individuality to your home with designer shapes. Our specialty shapes, including octagons, triangles, roundtops and full circles, offer unlimited opportunities to customize your windows. We also offer numerous grid options to enhance your interior design possibilities. Wood as well as composite trim can be specified on any specialty window for added value and beauty.

- ENERGY STAR qualified with optional Low-E glazing (add Argon gas for added energy efficiency)
- 100% virgin PVC provides strength and beauty
- Shapes available – half-round, quarter round, oval, elliptical, segmental, extended segmental, geometric shapes as well as many other styles and grid configurations



A segmental designer shape mulled to a pair of double hungs



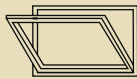


## Awning

The unique style and impressive ventilation of the awning window has made it a popular product in newly remodeled homes. This window tilts outward from the bottom by turning the compact folding handle. Spice up a larger opening with an awning window mulled below a picture window.



- ENERGY STAR qualified with optional Low-E glazing (add Argon gas for added energy efficiency)
- Fiberglass screen
- Available in fixed or venting units



## Hopper

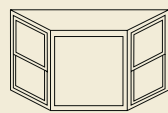
The Harvey hopper window is an excellent choice for basement applications. This window tilts in from the top with a gentle tug on the handle. The hopper includes a full screen and is custom made to fit your opening. This is especially valuable when dealing with masonry openings.



- ENERGY STAR qualified with optional Low-E/Argon glazing
- Vinyl head expander
- Fiberglass screen
- Aluminum sill angle

Picture windows mulled to awnings for a truly unique and charming look





## Bay & Bow

- Custom manufactured to fit virtually any opening
- Factory assembled for easy installation
- No exposed joints or caulking on exterior of unit
- 7/8" Intercept® Warm-Edge Glazing
- "L" style nail fin along jambs
- Head & insulated seat boards available in oak or birch veneer
- Cable support system included & required for all bay and bow windows
- Multi-point lock on all casements
- All roof systems are fully framed and sheathed in 1/2" plywood



Vinyl bay windows combine traditional style with the convenience of maintenance-free vinyl at either 30° or 45° angles. They are available using casement or picture windows as well as Tribute, Classic, Slimline and Signature double hung windows.



Vinyl bow windows appear more rounded in projection as they are comprised of windows at a 10° angle. They are available using casement or picture windows as well as Tribute, Classic, Slimline and Signature double hung windows.

## Custom Roof Systems

Top your bay or bow window off with a custom roof system from Harvey Building Products. Systems are supplied as a one-piece unit ready for installation. Choose from genuine copper, painted aluminum or structural roofs that are ready to be finished with asphalt or wood shingles.

### Painted Aluminum Roof Colors:



Coppertone



Patina



Bronze



White

Vinyl bay window using picture and double hungs with genuine copper roof



# design options



## grids

### Contoured GBG (Grids Between Glass)



Color-Matched



Color-Matched

### Exterior Grid Package



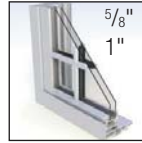
Color-Matched



Color-Matched


(Not available on hopper style or designer shapes)

### Simulated Divided Lights




Interior Applied, GBG and Exterior Applied

### Decorative Pencil Bar Grids



Brasstone (with or without glass accents)



Brushed Nickel

### Grid Configurations

- Colonial
- Prairie
- Diamond (flat bar design GBG only)
- Custom configurations upon request

Not all grid styles and configurations available for each product. Ask your local contractor or visit [harveybp.com](http://harveybp.com) for details.

## interior trim/exterior casing

Available for select new construction products only.



2-1/4" Beaded Col.

Harvey interior trim kits provide a precision fit and quality workmanship. Kits are available in six popular profiles in either clear or pre-primed pine.



3" flat with sill nose

To enhance the beauty of your window, Harvey also offers maintenance-free vinyl exterior casing. The factory-applied casing with fusion-welded corners eliminates the need for exterior caulking and produces a clean, upscale look.



3-1/2" Windsor



908 with sill nose

Other trim and casing styles available, including PVC surrounds. Ask for details.

## extension jambs

- Primed finger joint or clear pine
- 4-9/16"
- 6-9/16"
- Custom sized up to 7-1/4" wall

## exterior colors

Exterior colors are paint finishes and are available for products with white or almond interior only.



## interior colors

Interior colors are clear-through vinyl colors.



Due to printing limitations, finishes and colors shown are for representation only.



## hardware

<p>Sweep Lock</p>  <p>White Almond</p> <p>bay and bows with Slimline double hungs</p>	<p>Cam Lock</p>  <p>White Almond Bronze Brasstone Brushed Nickel</p> <p>rolling windows, bay and bows with Classic double hungs</p>	<p>Dual Action Lock</p>  <p>White Brasstone Brushed Nickel Oil-Rubbed Bronze</p> <p>bay and bows with Tribute double hungs</p>
<p>Compact Folding Handle</p>  <p>White Almond Bronze</p> <p>casement and awnings</p>	<p>Latch Handle</p>  <p>White Almond Bronze</p> <p>hopper windows</p>	<p><b>glazing</b></p> <ul style="list-style-type: none"> <li>• Clear Insulated (standard)</li> <li>• Low-E</li> <li>• Low-E/Argon</li> <li>• Double Low-E/Argon</li> <li>• Triple Glazing</li> <li>• Obscure</li> <li>• Tempered</li> </ul>

Egress hardware and Seacost Hardware Package also available.

## additional options

	Casement	Rolling	Picture	Shapes	Awning	Hopper	Bay & Bow
Aluminum Screen	•	•			•	•	•
Invisible Screen	•	•			•	•	•
Exterior Colors	•	•	•	•	•	•	•
Exterior Casing - vinyl	•	•	•	•	•	•	
Tribute (triple glazing)	•	•	•		•	•	•
Acoustic (sound reduction)	•	•	•		•	•	•
Vigilance (impact-resistant)	•		•		•		
Foam-Filled Frame/Sash	•		•		•		
Structural Mullion	•	•	•		•	•	
Foam Wrap	•	•	•		•	•	
Thermal Panels	•				•		
Simulated Double Hung Meeting Rail	•	•	•		•		



**HARVEY**  
BUILDING PRODUCTS

## Thermal Performance

	Glazing	U Factor	R Value	SHGC	VT	ENERGY STAR Compliance		Glazing	U Factor	R Value	SHGC	VT	ENERGY STAR Compliance
Casement	Low-E	0.33	3.03	0.23	0.42	All Zones	Awning	Low-E	0.33	3.03	0.23	0.42	All Zones
	Federal Incentive Pkg.	0.30	3.33	0.23	0.42	All Zones		Federal Incentive Pkg.	0.30	3.33	0.23	0.42	All Zones
	2X Low-E/Argon	0.30	3.33	0.22	0.37	All Zones		2X Low-E/Argon	0.30	3.33	0.22	0.37	All Zones
Picture	Low-E	0.31	3.23	0.31	0.58	All Zones	Hopper	Low-E	0.37	2.70	0.28	0.50	NC, SC, S
	Low-E/Argon	0.27	3.70	0.31	0.58	All Zones		Low-E/Argon	0.34	2.94	0.28	0.50	All Zones
	Federal Incentive Pkg.	0.27	3.70	0.22	0.51	All Zones		2X Low-E/Argon	0.34	2.94	0.22	0.29	All Zones
	2X Low-E/Argon	0.26	3.85	0.29	0.51	All Zones							
Rolling	Low-E	0.37	2.70	0.31	0.57	NC, SC, S	Designer Shapes	Low-E	0.32	3.13	0.34	0.63	NC, SC, S
	Low-E/Argon	0.33	3.03	0.31	0.57	All Zones		Low-E/Argon	0.28	3.57	0.34	0.63	All Zones
	2X Low-E/Argon	0.33	3.03	0.29	0.51	All Zones		2X Low-E/Argon	0.27	3.70	0.32	0.56	All Zones
	Federal Incentive Pkg.	0.27	3.70	0.24	0.56	All Zones	Federal Incentive Pkg.	0.27	3.70	0.24	0.56	All Zones	

.35 U-Factor or lower are ENERGY STAR qualified in all 50 states. These values reflect windows without grids. For full thermal and structural performance values and other product specifications, visit [harveybp.com](http://harveybp.com). Several accessory windows can qualify for a federal tax credit under The American Recovery and Reinvestment Act of 2009. For the latest program guidelines and qualifications, please visit [harveybp.com](http://harveybp.com) and consult a tax professional.

**U-factor** measures the rate of non-solar heat transfer from one side of the window to the other. Heat transfer implies both heat loss out of a living space during cold weather and non-solar heat gain during hot summer months. The lower the U-factor, the better the performance.

**R-value** measures the resistance of a glazing material or fenestration assembly to heat flow. A high R-value window has a greater resistance to heat flow and a higher insulating value than one with a low R-value.

**Solar Heat Gain Coefficient (SHGC)** measures how well a product blocks heat from the sun. The lower the SHGC, the better a product is at blocking unwanted heat gain.

**Visible Transmittance (VT)** measures how much light comes through a product. The higher the VT, the more light that comes through.



## About Harvey Building Products

Harvey has built a solid reputation as a leading manufacturer and distributor of quality building products. A family-owned and operated business with over 45 years' experience, Harvey Building Products is known for outstanding craftsmanship and superior service as well as standing behind every product we make. In addition to manufacturing durable, attractive windows, doors and patio rooms, Harvey distributes a full line of highly respected building products to professional contractors and builders throughout the Northeast.

We understand what it takes to be part of your home.™



Harvey Building Products  
1400 Main Street  
Waltham, MA 02451-1623 USA  
800-9HARVEY (800-942-7839)



Information about Harvey Building Products and our products and services can be found at [harveybp.com](http://harveybp.com).